


# JD 8RT, 9RT, Cat and Fendt Assembly Instructions


Step 1: Remove the  
1/2" bolts from tubes.




Step 2:  
Slightly loosen the  
7/8" x 3" bolts on  
the frame.




Step 3: Slide these tubes inside the holes on the inside of the track frame. See picture on next page.






Step 3 - continued  
Tubes slide in here.  
John Deere 8RT,  
9RT, Cat, and Fendt  
track tractors all  
mount the same  
way. 9RT will come  
with different round  
torpedoes and  
plates, but mounting  
is the same.



Step 4: After tubes are inside tractor, re-tighten the 7/8" x 3" bolts. Then reinstall 4 - 1/2" x 1 1/2" bolts with locknuts and tighten to ensure tubes stay inside the track.



Step 5: Mount 400 or 500 gallon tanks here.

600 gallon tanks will also be installed here with additional steps outlined in videos linked below

*(Note: videos are for demonstration and do not have sound)*

600 gal bracket assembly video:

<https://youtu.be/CuXZ4bd9fXU>

600 gal tank installation video:

<https://youtu.be/t4pqyYiT-Y0>